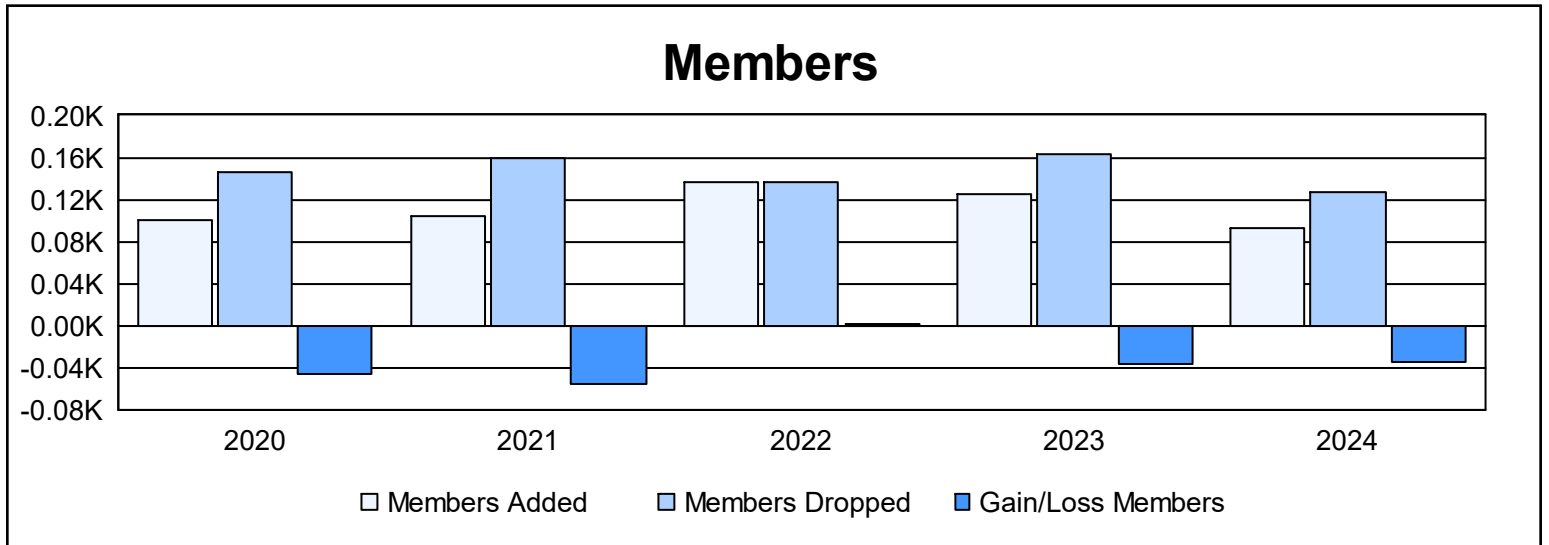
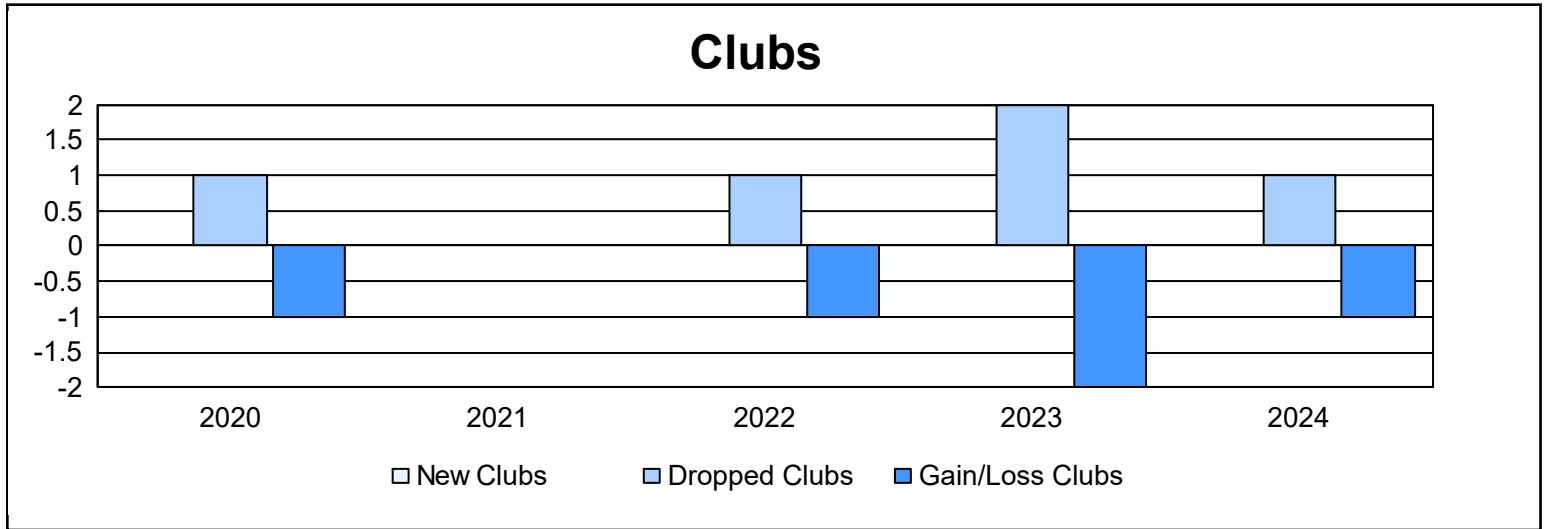
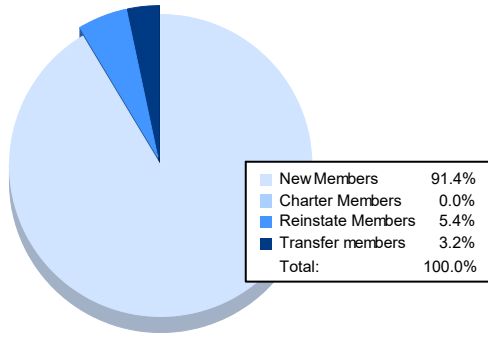


Year	New Clubs	Dropped Clubs	Gain/ Loss Clubs	New Members	Charter Members	Reinstate Members	Transfer Members	Total Member Added	Total Members Dropped	Gain/ Loss Members
2019-2020	0	1	-1	85	2	7	6	100	146	-46
2020-2021	0	0	0	84	0	15	5	104	159	-55
2021-2022	0	1	-1	122	0	8	7	137	136	1
2022-2023	0	2	-2	91	1	26	7	125	162	-37
2023-2024	0	1	-1	85	0	5	3	93	127	-34
<b>Average</b>	<b>0</b>	<b>1</b>	<b>-1</b>	<b>93</b>	<b>1</b>	<b>12</b>	<b>6</b>	<b>112</b>	<b>146</b>	<b>-34</b>



### Membership Composition June 2024 Cumulative



### Gender Composition June 2024 Cumulative

